

# DREW

# GATEWAY

to transformative experiences



# Why Choose Drew University?



**Top 100  
Liberal Arts School in the US**

The Wall Street Journal/Times Higher Education 2021

A Drew University education has more than a \$1.1M return on investment over a 40-year period, which ranks us in the top 10% for all US colleges

Georgetown University's Center on Education and the Workforce 2022

Earn credit during the **WALL STREET SEMESTER** while visiting top companies and networking with industry professionals in New York City.

**TWO GUARANTEED IMMERSIVE EXPERIENCES** for undergraduate students that are résumé-ready and required for graduation.

**ONE-OF-A-KIND RESEARCH PROGRAMS** such as Research Institute for Scientists Emeriti (RISE) and Drew Summer Science Institute (DSSI). You can join as early as your first year.



**Top 10  
Best Colleges  
for Networking**

College Magazine 2021

  
50-minute  
train ride from  
New York City



**70%**  
of classes  
have fewer  
than 20  
students

**99%**  
of faculty hold  
the highest  
degree in  
their field

**Finance and  
Data Analytics  
MS programs  
have built-in  
and guaranteed  
internships**

# #4

in the Nation for Enrolling International Students

Institute for International Education's 2021 Open Doors report

## Fast Facts

- Founded: 1867
- Enrollment: 2,000+
- International Students: 400+
- Countries Represented: 50+
- Bachelor's Degrees: 40+
- Campus Size: 168 acres



"I came to Drew because the classes were small and I really enjoy having office hours and one-on-one conversations with my professors. I feel like I learned so much more and I am able to achieve a thorough understanding of the material."

**Aline, Brazil**  
Chemistry and neuroscience majors



"Every minute I spent at Drew is precious to me. The knowledge I learned and the friends I made there have helped me advance further after graduation. It was Drew's wonderful professors who made me see the deeper world and made my life journey more exciting."

**Zhixia, China**  
Master's in finance, Class of 2020  
Marketing manager at Shanghai, Pudong Development Bank

# Your gateway to transformative experiences

## Your education. Your way.

A liberal arts education at Drew means developing the skills needed for major opportunities. Explore out-of-classroom experiences while having programs personalized towards your interests. Benefit from experiential learning, and build personal relationships with your professors. You will have faculty and INTO support services to help you reach your academic goals every step of the way.

- Guaranteed career preparation for now and the future
- Small class sizes for close relationships with faculty and mentors
- Dual-Degree programs with top universities in the US
- Pre-professional programs in law, medicine/health and engineering
- New York City Semester programs, internships and real-world experience

## Connect with elite faculty

Faculty at Drew University are highly qualified to teach and work one-on-one with students to support their academic careers. About 60% of faculty have earned their degrees from QS Top 50 global universities like Harvard and MIT. You can get advice, recommendations and network with professors on a first name basis. Some Drew professors include:

- Brianne Barker, associate professor of biology, PhD in immunology, Harvard University
- Yuliya Grinberg, assistant professor of anthropology and business, PhD, Columbia University
- Carlos Yordan, associate professor in international relations, PhD, London School of Economics

## The INTO Drew advantage

Drew University partners with INTO to establish a foundation of support for international students. INTO offers Academic English, International Year One, Undergraduate Transfer Program, Graduate Pathway and Direct Entry programs, where you can work with American peers and earn credit towards your degree. Once you successfully complete your program, you are able to progress to a Drew degree program. INTO Drew is located on campus and provides students many services, including:

- Personalized academic coaching, language and cultural support
- Visa and Immigration Support
- Learning Resource Center
- Conversation Partners Program

## Progression rates 2020-21

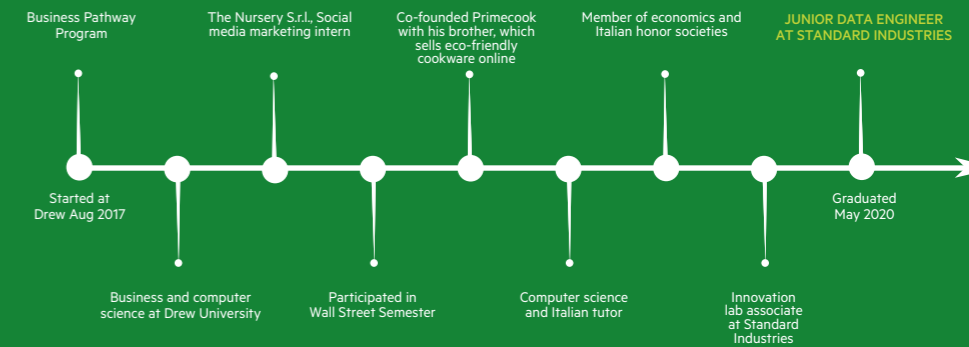
98% of students were eligible to progress at Drew in 2020-21. Students who are eligible have successfully completed the Pathway program and qualified for admission as degree-seeking students. Those who enrolled are degree-seeking students in their next term of degree study at Drew University.

**98%**  
PASSED

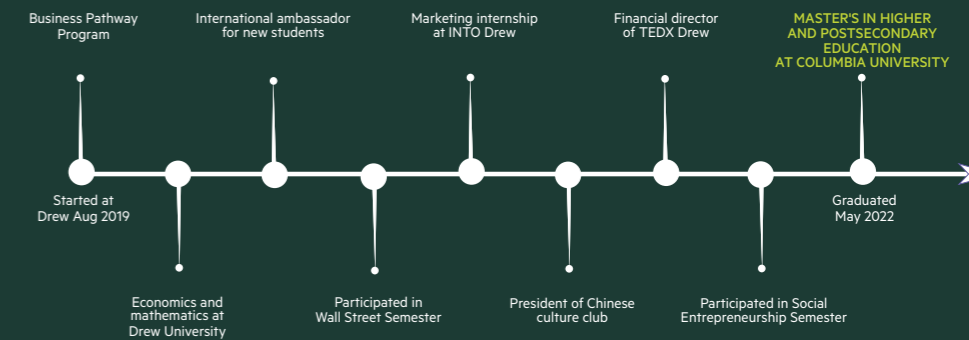
**84%**  
ENROLLED



**Angelo, Italy**  
Bachelor's in business and computer science  
*Scan to watch Angelo's video*



**Minyan, China**  
Bachelor's in economics and mathematics  
*Scan to watch Minyan's video*





Hoyt-Bowne Hall

# Live near the City

## Explore the Madison area and New York

Madison is home to one of the largest concentrations of pharmaceutical and telecommunications corporate headquarters and research centers.



## On-campus housing

Students who live on campus can discover a new sense of community and get access to 24-hour on-site support with student services teams in first-year dorms. Some of the benefits include:

- Getting to know your peers—90% of the student population lives on campus
- Convenient locations close to classrooms, libraries and campus facilities
- A diverse living-learning environment

Students may live off campus during their third year at Drew University, contingent on the fact that they have completed their Pathway program. On-campus housing is available for graduate students on a first-come, first-serve basis. Housing is available to undergraduate students for all four years.

**Meal plan:** All on-campus housing options include a meal plan. Drew has two main dining halls and two cafes for you to enjoy. Students living off campus will have the option to purchase a meal plan when they arrive.



## Your classroom: The city

Drew is located around the corner from downtown Madison and just an hour away from popular attractions such as:

- Beaches and boardwalks on the Jersey Shore
- Ski resorts of the Pocono Mountains
- The Great Swamp National Wildlife Refuge
- Three major airports

Madison is only 42 kilometers from New York City—an area filled with career prospects. Earn academic credits in internships that prepare you for your career.

The commute from Madison to New York City is only 50 minutes by train. Students can go explore New York City and experience the many possibilities it has to offer, which include:

- The Empire State Building, Statue of Liberty, Times Square and Central Park
- Shopping on Fifth Avenue
- Attending a Broadway show
- Internships at high-profile companies
- Mentorship opportunities with leading global experts



### Virtual Campus Tour

Take a campus tour from home with Drew's Virtual Tour at [www.drew.edu/tour](http://www.drew.edu/tour)

# Launch your career. Launch your future.



"Take every opportunity to learn something even if it's not within your area of study. There is so much to learn and so many people to meet. Every situation that has put me in touch with the real world has given me confidence."

**Joseph, Kenya**  
Bachelor's in economics, Class of 2022  
Derivatives analyst at Fifth Third Bank



"I would highly recommend Drew to any student interested in studying abroad. As an alum, I felt that students at Drew are there to continuously learn and improve themselves so it was a pleasure to be a part of the community."

**Jiranat, Thailand**  
Master's in finance, Class of 2019  
Global transactions service analyst at Bank of America

## Mentor connections that matter

- Join our career communities with mentors customized for your specific goals
- Get advice and personalized recommendations from a network of more than 25,000 alumni, faculty and industry leaders
- Build connections with faculty where 99% of them earned the highest degree in their field of study



## Prepare for your career success

Drew brings both career development and rigorous academics into a community you can grow in. Get support throughout your four years at Drew and benefit from graduating with a career-ready résumé to showcase your experiences and land a life-changing opportunity.

## Access our real-world experiences

- Conduct research alongside world-class scientists and faculty experts
- Manage actual investments made with real money
- Intern at a top company in NYC
- Produce a play with a professional theatre company
- Visit the United Nations to meet members of the UN Secretariat

## Graduates go to work for the following big-name companies

- Americorps
- Apple
- Bloomberg
- Coca-Cola
- Deloitte
- Fidelity Investments
- Google
- IBM
- Merrill Lynch
- Morgan Stanley
- Mount Sinai Hospital
- NASDAQ
- New York Life
- Pfizer
- Ralph Lauren
- Samsung
- Smithsonian Institution
- Sony Music
- Teach For America
- Wells Fargo Advisors



Kevin from China, **UN Semester at the United Nations Headquarters**



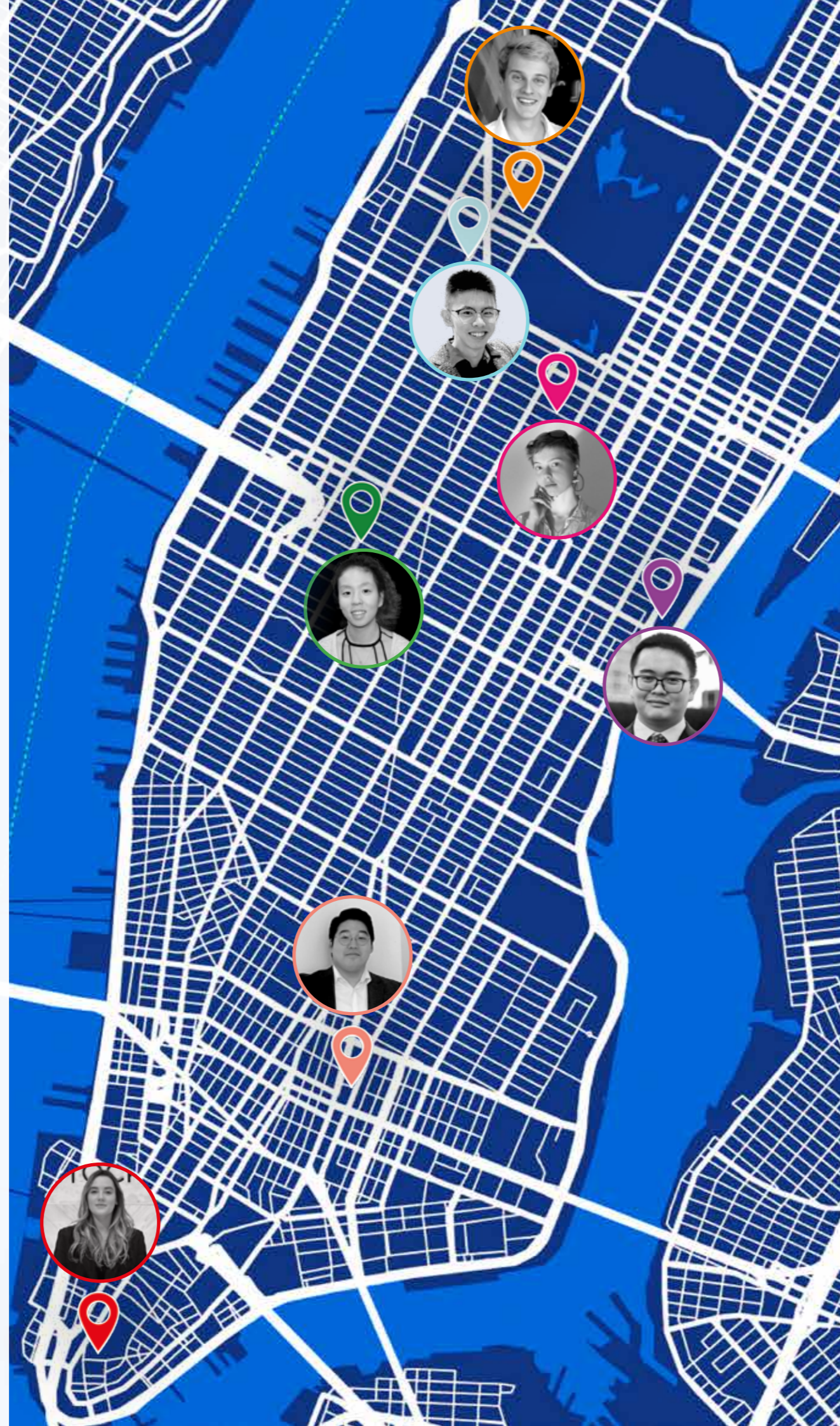
Annabelle from Malaysia, **Semester on New York Theatre at the Tectonic Theater Project**



Francesca from Russia, **Museums and Cultural Management at The Museum of Modern Art**



Xiping from China, **Social Entrepreneurship at Lincoln Center for the Performing Arts**



# New York City Semester Programs

Drew international students are participating in real-world experiences all across New York City. Find out more about the New York City Semesters: [drew.edu/global-education/about-us/nyctresc](https://drew.edu/global-education/about-us/nyctresc)

## Semester on New York Theatre

This year-long program partners with a professional theatre company to help you create an original piece to perform at Drew.

## Semester on the United Nations

Learn about the inner workings of the UN and discuss the issues reshaping the international community.

## Semester on Communications and Media

Learn how firms both big and small help create messages that shape identities and personalities for their companies, organizations and products.

## Semester on Social Entrepreneurship

Complete a semester-long management project while visiting a non-governmental organization. You can examine roles and address social issues.

## Semester on Contemporary Art

Network with art dealers and brokers, gallery owners and curators in the New York contemporary art scene. You will visit emerging studios to some of the biggest art museums in NYC.

## Semester on Museums and Cultural Management

Visit world-renowned museums once a week to meet staff members and investigate the professional pathways that lead to successful careers.

## Semester on Wall Street

Gain a strong understanding of how markets work in the center of global financial markets. Visit investment firms and hedge funds like Goldman Sachs, BNY Melon and BlackRock, NASDAQ, NYSE and the Securities and Exchange Commission.



Ivan from Russia, **Communications and Media at ABC Studios**



Vitoria from Brazil, **Wall Street at The New York Stock Exchange**



Sanghyoun from Korea, **Contemporary Art at The New Museum**

# GATEWAY to top universities in the US

Drew's **Dual-Degree programs** put students on the fast track to earning multiple degrees in a variety of fields. By participating in one of these programs, students can diversify their experience and strengthen their ability to find employment opportunities.



## Washington University in St. Louis

This program is one of the world leaders in teaching, research, patient care and service to society. It leads to a BA from Drew and BS in engineering from Washington University in St. Louis. You can stay for an additional year to earn your master's degree in engineering with guaranteed scholarships.

**#15**  
in National Universities  
*U.S. News & World Report 2023*

**#17**  
Best Value Schools  
*U.S. News & World Report 2023*



## New York University (NYU) in New York City

Drew students interested in earning a MS in cybersecurity can receive guaranteed admission to NYU Tandon School of Engineering's 10-course online master's degree program. Students can earn a liberal arts bachelor's degree (BA or BS) from Drew and a master's (MS) from NYU.

**#7**  
Best Online Master's  
in Information  
Technology Programs  
*U.S. News & World Report 2022*

**#25**  
in National Universities  
*U.S. News & World Report 2023*



"All the math classes that I took at Drew built a good foundation for my time at Columbia. I got to know the professors and found my passion for math. At Drew, I got to make friends which made it easier for me to go to Columbia. I think my experience at Drew and Columbia prepared me for my future career."



**Rachel, China**

Mathematics and physics at Drew  
Applied mathematics at Columbia University  
*Scan to watch Rachel's video*

## Columbia University in New York City

Columbia University is one of the world's most important centers of research and offers a distinctive environment for quality education. This program leads to a BA from Drew and BS in engineering from Columbia.

**6X more likely to be  
accepted to Columbia**

**\$1.7M return on investment  
from Columbia**

*U.S. News & World Report 2020*



**#11**  
in World Universities  
*The Times Higher Education 2022*

**#13**  
Best Engineering School  
*U.S. News & World Report 2023*

## Finance and data analytics

Drew has two new Dual-Degree program options for students interested in studying finance and data analytics. You can earn a bachelor's degree and master's degree in finance or data analytics in only five years. During your undergraduate program, you can dual-enroll in four graduate courses, which will count toward both your major and master's degree.

## Boston University in Boston, Massachusetts

This latest program offers a combined degree with a BA or BS from Drew and MPH or MS from Boston University School of Public Health.

**#6 in Public Health** *U.S. News & World Report 2023*

## Drexel University in Philadelphia, Pennsylvania

This program offers a combined degree with a BS from Drew and BS in nursing or MS in nutrition/dietetics from Drexel.

**#112 in Nursing (bachelor's)** *U.S. News & World Report 2023*

## Stevens Institute of Technology in Hoboken, New Jersey

The Stevens Institute offers a combined degree with a BA from Drew and MS in software engineering.

**#83 in National Universities** *U.S. News & World Report 2023*

LEARN MORE TODAY

Drew's Dual-Degree programs and requirements, visit [drew.edu/dual-degree](http://drew.edu/dual-degree)



# Unique science opportunities

Drew's science majors offer an unparalleled research experience that gets you in the field as early as your first year of undergraduate study. We offer several science opportunities designed to help you explore the world of science by experiencing it firsthand.

Work closely with **Dr. Roger Knowles, PhD from Harvard University** and co-director of the neuroscience major, where you can take part in the student Alzheimer's Disease research project.



**"My time at Drew shaped my aspirations and who I am as a scientist. I had great professors who were always excited to teach and were great advisors, always interested in my academic journey."**

**Camila, Colombia**  
Class of 2021  
Pursuing a PhD in nuclear engineering at Penn State

## Study natural sciences at Drew

At Drew, neuroscience is an interdisciplinary program, where you can research the brain and learn about the current theories of how it functions. Choose from a wide range of intermediate and advanced coursework that will lead to opportunities of critical thinking and technical skills.

## Drew Summer Science Institute

Join the Drew Summer Science Institute and get paid to conduct research. Learn from a faculty mentor in an intensive eight to 10-week program and work on current, real-world research. Spend 40 hours per week on research alongside faculty or RISE fellows. Receive free on-campus housing throughout the program, a budget for lab supplies and a stipend.

## Pre-med: your path to medical school

Drew provides opportunities in research and clinical internships that are essential for admission to medical school. Pre-med students will receive support from an academic advisor and a member of the National Association of Advisors for Health Professionals. Our students' acceptance rate into medical school was 100% in 2022, which was 64 percentage points higher than the national average.

## RISE Program

Do research with this one-of-a-kind science program that gives you a chance to work in the lab with industrial scientists known as RISE fellows. Engage with the professional science community as an undergraduate—an experience typically reserved for postgraduate students at other universities.

RISE fellows include Dr. William Campbell, who won the 2015 Nobel Prize in Medicine in collaboration with a Japanese scientist. RISE is unique: No other school has such a program.

# Academic Programs

**Find your degree.** With a wide range of subject areas and admissions options, you can find the perfect degree for your chosen career. You can choose to apply for direct entry to the university or for a Pathway program that provides extra academic, language and cultural support. From the day you apply to the day you graduate, we are here to help you succeed every step of the way. Flip to the back cover to learn how to apply.

Indicates the International Year One program that should be taken to progress to an undergraduate academic program. This program is also available through direct admission.

- AR** Arts
- BS** Biomedical Sciences
- BU** Business
- CS** Computer Science
- GE** General
- MC** Media and Communications
- NS** Natural Sciences
- PE** Pre-Engineering

**GP** Graduate Pathway program that can lead to this degree is indicated in black. This Drew degree is available through direct entry.

**IMP** Integrated Master's Program provides customized support to direct entry students.

- This Drew degree program is only available through direct entry.
- ▶ Designated STEM degree by the U.S. Department of Homeland Security

## Undergraduate Majors drew.edu/academics/programs-of-study

Anthropology	GE
Art	AR
Art History	AR/G
▶ Biochemistry and Molecular Biology	BS/NS
▶ Biology	BS/NS
Business	BU
▶ Chemistry	BS/NS
Chinese Studies	GE
Classical Studies	GE
▶ Computer Science	NS/PE/CS
Creative Writing	GE
▶ Cybersecurity	CS
Economics	BU/GE
▶ Engineering Physics [Dual-Degree programs with Columbia University and Washington University in St. Louis]	PE
English	GE/MC
Environmental Science	NS
▶ Environmental Studies and Sustainability	NS
▶ Finance	BU
French & Francophone Studies	GE
German Studies	GE
History	GE
International Relations	GE
Italian Studies	GE
Marketing	BU
▶ Mathematics	NS/PE
Media and Communications	GE/MC
Music	AR
▶ Neuroscience	BS/NS
Pan-African Studies	GE
Philosophy	GE
▶ Physics	NS/PE
Political Science	GE
Psychology	GE
Public Health	BS/NS
Religion	GE
Sociology	GE
Spanish	GE
▶ Statistics	CS/PE
Theatre Arts	AR
Women's and Gender Studies	GE

All of the above majors are available as minors

\*Dual-Degrees are offered in partnership with Drew's Caspersen School of Graduate Studies and Theological School. For more information, visit [drew.edu/dual-degree](http://drew.edu/dual-degree)

## Graduate Majors

Arts and Letters	●
▶ Data Analytics	GP IMP
Divinity	●
Education	GP
▶ Finance	GP IMP
History and Culture*	●
Medical and Health Humanities*	●
Ministry	●
Religion*	●
Sacred Theology*	●
Theology and Ministry*	●

## Minors

The following minors can be added to any of the undergraduate majors listed to the left.

American Studies
Applied Performance (Theatre and Dance)
Archaeology
Arts Administration: Performing Arts
Asian Studies
Biochemistry & Molecular Biology
Dance
Data Science
Education
European Studies
Film Studies
French
Holocaust Studies
Humanities
Italian
Jewish Studies
Latin American Studies
Law, Justice and Society
Linguistic Studies
Literature
Medieval Studies
Middle East Studies
Museum Studies and Cultural Management
Photography
Western Heritage
World Literature
Writing

## Dual-Degree Programs

Cybersecurity
Data Analytics*
Engineering
Environmental Management
Finance*
Law
Nursing
Nutrition/Dietetics
Public Health
Software Engineering

## Pre-Professional Programs

Must be combined with a major

Pre-Engineering
Pre-Law
Pre-Medicine/Health
Pre-Dental
Pre-Nursing
Pre-Occupational Therapy/Pre-Physical Therapy
Pre-Pharmacy



# Undergraduate Admissions

We offer several routes to admission. With more than 40+ bachelor's degrees, 60+ minors and flexible study plans and start dates throughout the year, we'll help you find the option that's right for you.

There's no need to stress about where you start; just focus on where you're going. You can complete your degree at any stage. We don't design our programs for one type of student; our programs are built for everyone. Where you will begin depends on your grades and English level. Where you end up is where you want to be; graduating with a bachelor's from Drew University.

**Direct Entry:** If you meet the academic and English language requirements for your degree program, you can apply directly to Drew University.

To apply, you will need the following required documents: declarations, high school transcripts, university transcripts (for transfer applicants), proof of degree, accounting of time, passport and English test score. An application fee may apply. For more information, visit [apply.intostudy.com/drew](https://apply.intostudy.com/drew)

**International Year One:** International Year One allows you to begin earning credits toward your degree even if you don't meet the academic and English requirements for direct entry. You will receive additional support to help you succeed and progress to your degree path so you can graduate at the same time as direct entry students. The length of the Pathway program you enter will be determined by your English language scores. For more information, visit [www.intostudy.com/drew/programs](https://www.intostudy.com/drew/programs)

**English Language Program:** If you do not meet the direct or International Year One entry requirements, you can enter our Academic English program to improve your academic and language skills. Once you have achieved the required language level, you can progress to International Year One or enter your degree program directly. Learn more on page 21.

Program	Direct	International Year One	
		4-SEMESTER	5-SEMESTER
<b>Program requirements</b>	<ul style="list-style-type: none"> <li>Secondary/High school diploma</li> <li>Additional materials may also be required</li> </ul>	<ul style="list-style-type: none"> <li>High school diploma</li> </ul>	
<b>Minimum GPA Equivalent</b>	3.0	2.5	2.5
<b>TOEFL iBT</b>	80 (18 subscores)	60 (11 minimum subscore)	50 (10 minimum subscore)
<b>IELTS</b>	6.5 (6.0 subscores)	5.5 (5 minimum subscore)	5.0 (4.5 minimum subscores)
<b>Duolingo</b>	105	90	75
<b>Academic English</b>	Level 6	N/A	Level 4

**Note:** Entry requirements are subject to change and may vary by program.

Institutional Code	TOEFL: 2193	SAT: 2193	ACT: 2550
--------------------	-------------	-----------	-----------

Program	Direct	International Year One
	Fall 2023: Aug 2023 Spring 2024: Jan 2024	Fall 2023: Aug 20, 2023 Spring 2024: Jan 10, 2024 Summer 2024: May 15, 2024

# International Year One Programs

\*Estimated Credits remaining after Pathway/Total credit hours needed to complete degree.  
\*\*For English Language tests subscores, please see entry requirements table on previous page.

Semester	Start Dates			Credits*	Entry Requirements: ** High School Diploma required for all programs				Progression Requirements: All GPAs are minimum cumulative unless otherwise noted	
	Fall	Spring	Summer		GPA	TOEFL iBT	IELTS	Duolingo	GPA	Other
<b>Arts</b>										
5-Semester	•	•	•	60/129	2.5	50	5.0	75	2.5	No grade below C-
4-Semester	•	•	•	64/129		60	5.5	90		
<b>Biomedical Sciences</b>										
5-Semester	•	•	•	60/129	2.5	50	5.0	75	2.5	No grade below C-
4-Semester	•	•	•	64/129		60	5.5	90		
<b>Business</b>										
5-Semester	•	•	•	60/129	2.5	50	5.0	75	2.5	No grade below C-
4-Semester	•	•	•	64/129		60	5.5	90		
<b>Computer Science</b>										
5-Semester	•	•	•	60/129	2.5	50	5.0	75	2.5	No grade below C-
4-Semester	•	•	•	64/129		60	5.5	90		
<b>General</b>										
5-Semester	•	•	•	60/129	2.5	50	5.0	75	2.5	No grade below C-
4-Semester	•	•	•	64/129		60	5.5	90		
<b>Media and Communications</b>										
5-Semester	•	•	•	60/129	2.5	50	5.0	75	2.5	No grade below C-
4-Semester	•	•	•	64/129		60	5.5	90		
<b>Natural Sciences</b>										
5-Semester	•	•	•	60/129	2.5	50	5.0	75	2.5	No grade below C-
4-Semester	•	•	•	64/129		60	5.5	90		
<b>Pre-Engineering</b>										
5-Semester	•	•	•	60/129	2.5	50	5.0	75	2.5	No grade below C-
4-Semester	•	•	•	64/129		60	5.5	90		

Entry and progression requirements are subject to change and may vary by program.

[Sample International Year One Program] Business				
4-Semester Pathway	Degree Program Components			Program Information
Fall: August 20, 2023 Spring: January 10, 2024	129 credit hour program 65 credit hours apply from Pathway 64 credit hours remaining toward degree			
<b>Entry Requirements</b>	<b>Semester 1</b>	<b>Course Title</b>	<b>Credit Hours</b>	<b>Progression Requirements</b>
Academic Requirements	<b>EAP 101</b>	<b>English for Academic Purposes I (Reading/Writing)</b>	<b>4</b>	<ul style="list-style-type: none"> <li>Minimum 2.5 GPA in the Pathway program</li> <li>No grade below C-</li> </ul>
<ul style="list-style-type: none"> <li>2.5 high school GPA on a 4.0 scale</li> <li>Language Requirements</li> <li>TOEFL iBT 60 (11 minimum subscores)</li> <li>IELTS 5.5 (5.0 minimum subscores)</li> <li>Duolingo 90</li> </ul>	<b>EAP 102</b>	<b>English for Academic Purposes I (Listening/Speaking)</b>	<b>4</b>	
	AMST 101	American Popular Culture	4	Progression requirements for some majors may vary.
	ECON 101	Microeconomics	4	
	<b>Total 16</b>			<b>Notes</b>
	<b>Semester 2</b>	<b>Course Title</b>	<b>Credit Hours</b>	Students must maintain 2.0 GPA per semester to remain in good academic standing. Semester 3 will always commence in the fall. During the second year of the Pathway program, students will select a well-rounded set of courses with the help of their academic advisor.
	<b>EAP 201</b>	<b>English for Academic Purposes II (Reading/Writing)</b>	<b>4</b>	<b>These courses are generally delivered by INTO Drew and are for Pathway students only.</b>
	<b>EAP 202</b>	<b>Public Speaking</b>	<b>4</b>	
	ECON 102	Macroeconomics	4	
	SOC 101 or ANTH 104	Introduction to Sociology or Cultural Diversity	4	
	<b>Total 16</b>			
	<b>Semester 3</b>	<b>Course Title</b>	<b>Credit Hours</b>	
	WRGT 101	College Writing for ESOL	4	
	MATH 117	Introductory Statistics	4	
	BST 115	Fundamentals of Financial Accounting	4	
	Humanities/Social Sciences	General Education Course	4	
	DREW 110	Launch Workshop: Preparation for Career and Academic Success	1	
	<b>Total 17</b>			
	<b>Semester 4</b>	<b>Course Title</b>	<b>Credit Hours</b>	
	ECON 301	Intermediate Microeconomics	4	
	REL 214 or SOC 217	Business Ethics or The Sociology of Management	4	
	Elective	College Elective	4	
	Elective	College Elective	4	
	<b>Total 16</b>			



## US Undergraduate Education System

To graduate with your 4-year undergraduate degree, you will need to take the following classes:

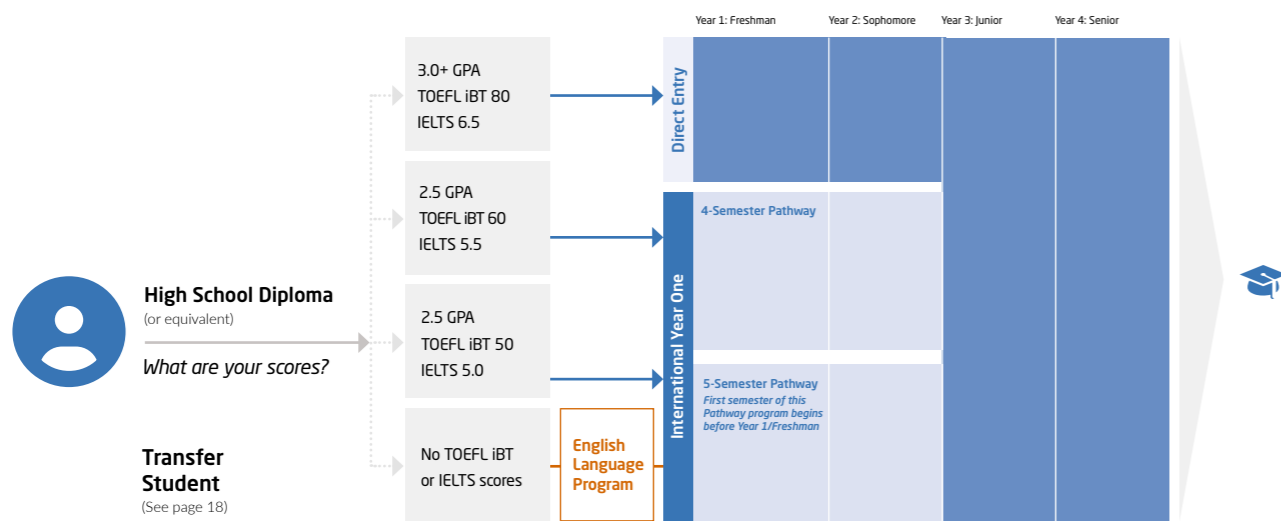
### Core classes

General education courses can include English composition, social sciences, humanities, history, mathematics and natural/physical science. These are typically taken at the beginning of your degree.

### Major classes

These classes will be about the specific field of study you chose. They are typically taken toward the last part of your degree.

## Undergraduate Degree Program





## Undergraduate Transfer Program

Have you earned credits from another college or university and want to transfer to a US university? You can transfer directly into Drew University or choose our Undergraduate Transfer Program (UTP), which is specifically designed to support international students through the process of transferring.

Entry Requirements		
Program	Direct Transfer	Undergraduate Transfer Program
<b>Program Length</b>	N/A	2-Semester and 3-Semester
<b>Start Dates</b>	Fall: Aug 2023 Spring: Jan 2024	Fall: Aug 20, 2023 Spring: Jan 10, 2024 Summer: May 15, 2024
<b>GPA</b>	3.0	2.5*
<b>TOEFL iBT</b>	80 (18 subscores)	50 (10 minimum subscores) - 60 (11 minimum subscores)
<b>IELTS</b>	6.5 (6.0 subscores)	5.0 (4.5 subscores) - 5.5 (5.0 subscores)
<b>Duolingo</b>	105	75-90
<b>Minimum Transfer Credits</b>	24	24
<b>Maximum Transfer Credits</b>	80	64

Entry requirements are subject to change and may vary by program.

\*Don't meet the traditional UTP admissions standards? INTO Drew will admit students who demonstrated their abilities in high school but were not well-supported in university. Please contact your representative to see if you qualify for a New Start with Drew.

Undergraduate Transfer Program Start Dates			
Program	Fall: Aug 20, 2023	Spring: Jan 10, 2024	Summer: May 15, 2024
Arts	●●	●●	●
Biomedical Sciences	●●	●●	●
Business Studies	●●	●●	●
Computer Science	●●	●●	●
General	●●	●●	●
Media and Communications	●●	●●	●
Natural Sciences	●●	●●	●
Pre-Engineering	●●	●●	●

● 2-Semester program ● 3-Semester program

### Why Choose UTP?

Choosing UTP provides a customized, cost-effective path to your bachelor's degree. Before your program starts, Drew will provide you with an estimate of credits that will transfer to the university. Once you arrive on campus, our friendly staff will be available to help you transition into life at a US university. You will also have access to helpful resources including academic, English language and cultural support. If you do not meet the English language entry requirements for the UTP, you can enter our Academic English program before progressing to either the UTP or direct transfer to Drew.

### UTP Benefits

- Transfer of credits from your college or university-level classes to your degree
- Receive customized curriculum of university credit-bearing courses
- Quick turnaround time for offer (5-7 business days)
- Unofficial Pre-arrival Credit Evaluation (15 additional business days after receiving offer letter)
- Guaranteed progression to any undergraduate program upon successful completion of your UTP
- Academic advising throughout the program including progression and student success advisors

## Graduate Admissions

Drew offers master's degrees in finance, data analytics and education to help further your education in your desired career path.

**Direct Entry:** If you meet the academic and English language requirements for your degree program, you may apply directly to Drew University.

To apply, you will need the following required documents: declarations, university transcripts, proof of degree, personal statement, passport and English test score. An application fee may apply. For some programs, a GMAT or GRE score is recommended.

Graduate degrees are competitive, and an extensive review of your application will be done. Please expect a longer turnaround for an admissions decision. For more information, visit [apply.intostudy.com/drew](https://apply.intostudy.com/drew)

**Integrated Master's Program:** Our Integrated Master's Program (IMP) is a degree-seeking program designed for students who meet direct entry English requirements but could benefit from academic support. The curriculum consists of three classes that count toward your degree, plus a fourth class that focuses on graduate research, academic success skills and how to navigate the US higher education system. IMP lasts one semester and allows students to automatically continue in their degree program with good academic standing.

**Graduate Pathway Programs:** Our Graduate Pathway programs allow you to begin earning credits toward your degree even if you do not meet the direct entry requirements. The program will help build the academic foundation and essential English language skills you need to successfully move on to your master's degree. The length of the Pathway program is two semesters. For more information, visit [www.intostudy.com/drew/programs](https://www.intostudy.com/drew/programs)

**English Language Program:** If you do not meet the direct, Graduate Pathway or IMP entry requirements you can enter our Academic English program to improve your academic and language skills. Once you have achieved the required language level, you can progress to the Graduate Pathway Program or enter your degree program directly. Learn more on page 21.

Entry Requirements			
Program	Direct		Graduate Pathway
	Direct Entry	Integrated Master's Program	2-Semester
<b>Program requirements</b>	Undergraduate degree	Undergraduate degree	Undergraduate degree
<b>Minimum GPA Equivalent</b>	3.0	2.25 - 2.5	2.25 - 2.5
<b>TOEFL iBT</b>	80 (18 subscores)	80	65 (14 subscores)
<b>IELTS</b>	6.5 (6.0 subscores)	6.5	5.5 (5.0 subscores)
<b>Duolingo</b>	105	105	95
<b>Academic English</b>	Level 6	Level 6	Level 4

**Note:** Entry requirements are subject to change and may vary by program.

Institutional Code TOEFL: 2193 GRE: 2193 GMAT: OGP-2M-48

Dates	Direct	Integrated Master's Program	Graduate Pathway
<b>Start Dates</b>	Fall 2023: Aug 2023 Spring 2024: Jan 2024	Fall 2022: Aug 20, 2023 Spring 2024: Jan 10, 2024	Fall 2022: Aug 20, 2023 Spring 2023: Jan 10, 2024

### Graduate Pathway Programs

\*Estimated Credits remaining after Pathway/Total credit hours needed to complete degree.

\*\*For English Language tests subscores, please see entry requirements in table above.

Semester	Start Dates		Credits*	Entry Requirements: Bachelor's degree required for all programs					Progression Requirements: All GPAs are minimum cumulative unless otherwise noted	
	Fall	Spring		GPA	Undergraduate degree	TOEFL iBT	IELTS	Duolingo	GPA	Other
<b>Data Analytics</b>										
<b>2-Semester</b>	•	•	18/30	2.5	• Undergraduate degree comparable to a 4-year US Bachelor's degree	65	5.5	95	3.0	No grade below B No GMAT required
<b>Education</b>										
<b>2-Semester</b>	•	•	21/33	2.5	• Undergraduate degree comparable to a 4-year US Bachelor's degree	65	5.5	95	3.0	No grade below B No GRE required
<b>Finance</b>										
<b>2-Semester</b>	•	•	30/42	2.25	• Undergraduate degree comparable to a 4-year US Bachelor's degree	65	5.5	95	3.0	No grade below B No GMAT required

### Integrated Master's Program

Semester	Start Dates		Credits*	Entry Requirements: Bachelor's degree required for all programs				
	Fall	Spring		GPA	Undergraduate degree	TOEFL iBT	IELTS	Duolingo
<b>IMP - MS Data Analytics</b>								
<b>1-Semester</b>	•	•	21/30	2.5	• Undergraduate degree comparable to a 4-year US Bachelor's degree	80	6.5	105
<b>IMP - MS Finance (with Non-Business/Economics Undergrad)</b>								
<b>1-Semester</b>		•	33/42	2.25	• Undergraduate degree comparable to a 4-year US Bachelor's degree	80	6.5	105
<b>IMP - MS Finance (with Business/Economics Undergrad)</b>								
<b>1-Semester</b>	•		24/33	2.25	• Undergraduate degree in business or economics comparable to a 4-year US Bachelor's degree	80	6.5	105

Entry and progression requirements are subject to change and may vary by program.

# Graduate Admissions

[Sample Graduate Pathway Program] Data Analytics			
<b>2-Semester Pathway</b> Fall: August 20, 2023 Spring: January 10, 2024	<b>Degree Program Components</b> 30 credit hour program 12 credit hours apply from Pathway 18 credit hours remaining toward degree		<b>Program Information</b>
<b>Entry Requirements</b>	<b>Semester 1</b>	<b>Course Title</b>	<b>Credit Hours</b>
<ul style="list-style-type: none"> <li>Undergraduate degree with equivalent of 2.5 GPA out of 4.0</li> <li>Language requirement:                             <ul style="list-style-type: none"> <li>TOEFL iBT 65 (14 subscores)</li> <li>IELTS 5.5 (5.0 subscores)</li> <li>Duolingo 95</li> </ul> </li> </ul>	<b>EAP 501</b>	<b>Graduate Skills I: Reading and Writing</b>	<b>3</b>
	<b>EAP 502</b>	<b>Graduate Skills I: Listening and Speaking</b>	<b>3</b>
	DATA 501	Data Analytics: Introduction, History, and Case Studies	3
	DATA 503	Applied Regression Analysis	3
	<b>Total</b>		<b>12</b>
	<b>Semester 2</b>	<b>Course Title</b>	<b>Credit Hours</b>
	<b>EAP 503</b>	<b>Graduate Skills II: Reading and Writing</b>	<b>3</b>
	<b>EAP 504</b>	<b>Graduate Skills II: Listening and Speaking</b>	<b>3</b>
	DATA 551	Modeling and Stimulation	3
	DATA 601	Statistical Machine Learning	3
	<b>Total</b>		<b>12</b>
	<b>Progression Requirements for Pathway</b> <ul style="list-style-type: none"> <li>3.0 GPA</li> <li>No grades below B</li> </ul>		
	<b>Degree Requirements for IMP</b> <ul style="list-style-type: none"> <li>3.0 GPA</li> <li>No grades below B</li> </ul>		
	<b>Notes</b> <ol style="list-style-type: none"> <li>Students will take Statistics and Computer Programming before enrolling in other MS Data Analytics courses.</li> <li>Courses can be waived based on prior university experience.</li> <li>Housing not required or guaranteed but open depending on availability.</li> </ol> <p>* These courses are generally delivered through the INTO Center and are for Pathway/IMP students only.</p>		
<b>Integrated Master's Program (IMP)</b> <b>1-Semester</b> Fall: August 20, 2023 Spring: January 10, 2024	<b>Degree Program Components</b> 30 credit hour program 9 credit hours apply from Pathway 21 credit hours remaining toward degree		
<b>Entry Requirements</b>	<b>Semester 1</b>	<b>Course Title</b>	<b>Credit Hours</b>
<ul style="list-style-type: none"> <li>Undergraduate degree with equivalent of 2.5 GPA out of 4.0</li> <li>Language requirement:                             <ul style="list-style-type: none"> <li>TOEFL iBT 80</li> <li>IELTS 6.5</li> <li>Duolingo 105</li> </ul> </li> </ul>	<b>EAP 510</b>	<b>Integrated Skills for Graduate Students</b>	<b>3</b>
	DATA 501	Data Analytics: Introduction, History, and Case Studies	3
	DATA 502	Data Visualization and Communication	3
	DATA 503	Applied Regression Analysis	3
	<b>Total</b>		<b>12</b>

# Academic English

Our Academic English program prepares you for the university degree by improving your English language skills and providing you with the academic tools you need to succeed. Students like you will learn English in and out the classroom and you will be taught by our qualified and experienced faculty. You will have a chance to practice your English during your everyday life with native speakers. On top of that, you will receive customized support for international students to help you transition to life at a US university.

## What You Will Learn

- Understand US values in an academic setting
- Present spoken and written ideas accurately and effectively in English
- Write research papers with proper use of citations and references
- Read, understand and critically evaluate academic texts
- Understand and use vocabulary common to academic disciplines
- Take useful and accurate notes in academic lectures and presentations

## Estimated Study Plan Calculator

All students take a placement test during Orientation to determine their AE level. The table below shows your estimated level of AE is based off your standardized test scores. <https://estimateus.intostudy.com>

## Assured Study Plan

If you submit your TOEFL, IELTS or Duolingo scores before arrival, you will not be required to change to a lower level after taking Academic English placement tests once you arrive on campus. Test scores must be no more than a year old and meet a minimum score requirement. We will advise you on what level would be best for you based on your English skills. However, after advising you can choose to stay in the level shown on your original study plan.

## Key Program Facts

- Minimum enrollment of one term
- Fall, Spring and Summer start dates
- Fall and Spring semesters are 14 weeks (12 weeks in Summer)
- High school diploma required
- Minimum age is 16
- No English language requirement; students will be assessed and placed upon arrival
- 6 levels of instruction from beginner to advanced
- 20 hours of instruction per week (23 hours in Summer)

## Progression Requirements

**Direct Undergraduate Admission**  
Completion of Academic English Level 6 with no grades below C-

**International Year One 4-Semester Pathway**  
Completion of Academic English Level 4 with no grades below C-

**Graduate Pathway Programs**  
Completion of Academic English level 4 with no grades below B

## Start Dates

Fall 2023	Spring 2024	Summer 2024
Aug 20, 2023	Jan 10, 2024	May 15, 2024

To learn more, look at our course catalog [www.intostudy.com/drew/academic-english](http://www.intostudy.com/drew/academic-english)



Invest in your degree.  
Invest in your future.  
Invest in you.

With a strong foundation and on-the-job experiences, your education can determine how far you go in your career. Based on your program, you will receive the level of support that corresponds to your academic profile, English language scores and budget.

Whether you're enrolled in our Pathway programs, Undergraduate Transfer Program, Academic English or Integrated Master's Program, you will have access to our Pre-arrival Success Services and airport pickup when you arrive. You can also enjoy housing coverage and extra meals during mid-semester breaks.

## Programs

There are two main semesters per academic year (Fall, Spring), each about 16 weeks long with a shorter Summer semester of 14 weeks

### Undergraduate

Program Length	International Year One or Undergraduate Transfer Program (UTP)		Undergraduate Direct Entry	
	2 Semesters	3 Semesters <i>(not available for UTP)</i>	1 Semester <sup>2</sup>	2 Semesters
<b>Tuition and Fees</b>	<b>\$45,860</b>	<b>\$53,878</b>	<b>\$23,084</b>	<b>\$45,860</b>
Campus Housing*	\$13,025	\$15,291	\$8,447	\$16,894
Meal Plan*	\$7,650	\$8,980		
Insurance	\$2,720	\$2,720	\$1,360	\$2,720

### Graduate

Program Length	Integrated Master's Program	Graduate Pathway**	Graduate Direct Entry <sup>1</sup>	
	1 Semester	2 Semesters	1 Semester <sup>2</sup>	2 Semesters
<b>Tuition and Fees</b>	<b>\$19,643</b>	<b>\$34,161</b>	<b>\$16,698</b>	<b>\$41,746</b>
Insurance	\$869	\$2,085	\$1,043	\$2,085

### Academic English

Program Length	1 Semester
<b>Tuition and Fees</b>	<b>\$7,168</b>
Campus Housing*	\$9,097
Meal Plan*	\$1,240
Insurance	\$1,166

### Campus housing

#### Undergraduate and Academic English

Double occupancy rooms: **\$10,338/semester**

*On-campus housing is required for undergraduate and AE students 23 and under.* The housing price shown is based on a double room with a shared bathroom. Prices for housing include mid-semester breaks during the academic year. The meal plan includes access to the dining hall during mid-semester breaks. The estimated cost of books and supplies is \$670 per semester (purchased by student).

#### Graduate

Single occupancy rooms: **\$8,782/semester**

*On-campus housing is required for students 23 and under.* The estimated cost of books and supplies is \$670 per semester (purchased by student).

\* Housing and Meals are based on estimated costs and may vary depending on housing selected and personal preference.

\*\* Standard Pathway for MFin, MEd and Data Analytics.

<sup>1</sup> Graduate direct tuition is based on \$1,361 per credit. <sup>2</sup> One semester for reference only.

**Are you an F-1 student?** You will need to provide proof of funding in order to get your I-20. Proof of funding is a way a student shows they have sufficient funds (usually via a recent bank statement) to live and study full-time in the US for up to one academic year. This is different from the cost of attendance OR a statement of account. The proof of funding amount will not be an amount that is billed to you and is solely for immigration purposes. To find out more about proof of finances for immigration purposes, visit [www.intostudy.com/en/drew/costs](http://www.intostudy.com/en/drew/costs)

All prices are estimated from 2022-23 and are subject to change. Please visit [www.intostudy.com/en/drew/costs](http://www.intostudy.com/en/drew/costs) for exact pricing.

What do students get out of campus housing? Enrich your US university experience by living on campus. See page 6.

For details about Terms and Conditions, Country Scales and English Waivers, visit [www.intostudy.com/drew/terms](http://www.intostudy.com/drew/terms)

## Scholarships

Find out more about scholarships [www.intostudy.com/drew/scholarships](http://www.intostudy.com/drew/scholarships)

Undergraduate programs: International Year One (IYO), Undergraduate Transfer (UTP) and Direct Entry  
Graduate programs: Graduate Pathway (GPW), Integrated Master's Program (IMP) and Direct Entry

	Scholarship Name	Amount	Duration	Eligibility & Learn More	Tuition	Maximum Scholarship Available	Annual Net Tuition with Scholarship <sup>1</sup>	
Undergraduate	Regional Awards	India, Vietnam, Cambodia, Myanmar	\$15,000 per year (\$60,000 total)	Up to 4 years (renewable)	<ul style="list-style-type: none"> <li>Awarded automatically with offer</li> <li>Applicable to International Year One or Undergraduate Transfer Program enrollments</li> <li>Region/Nationality based awards</li> <li>Student on government scholarships or sponsored by an external entity are not eligible for this award</li> <li>Renewable as long as student remains in good academic standing, maintaining a GPA 2.0+</li> <li>Contact your INTO regional staff or Drew representative for more information</li> </ul>	\$15,000	<b>\$30,860</b>	
		Central and South America	\$14,000 per year (\$56,000 total)			\$14,000	<b>\$31,860</b>	
		Pakistan, Indonesia, Malaysia, Singapore, Brunei	\$12,000 per year (\$48,000 total)			\$12,000	<b>\$33,860</b>	
		Africa, Middle East, Europe, Central Asia, Caucasus, Turkey, Thailand, Japan, and Hong Kong	\$10,000 per year (\$40,000 total)			\$10,000	<b>\$35,860</b>	
		Taiwan	\$8,000 per year (\$32,000 total)			\$8,000	<b>\$37,860</b>	
		Bangladesh, Sri Lanka	\$7,000 per year (\$28,000 total)			\$7,000	<b>\$38,860</b>	
		Korea	\$6,000 per year (\$24,000 total)			\$6,000	<b>\$39,860</b>	
	Regional Scholarships - Undergraduate	\$2,000-\$6,000 per year (\$8,000-\$24,000 total)	Up to 4 years (renewable)	<ul style="list-style-type: none"> <li>Limited availability: first come, first served</li> <li>Applicable to International Year One or Undergraduate Transfer Program enrollments</li> <li>Personal Statement or Scholarship Interview may be required for some regions</li> <li>Renewable as long as student remains in good academic standing, maintaining a GPA 2.0+</li> <li>Contact your INTO regional staff or Drew representative for more information</li> </ul>	\$45,860	\$6,000	<b>\$39,860</b>	
	Undergraduate Progression	\$7,000-\$15,000 per year (\$14,000-\$30,000 total)	Up to 2 years (renewable)	<ul style="list-style-type: none"> <li>Successful completion of International Year One or Undergraduate Transfer Program and matriculate to Drew</li> <li>Achieve a minimum GPA 3.25 on International Year One or Undergraduate Transfer Program to qualify for \$7,000 per year</li> <li>Achieve a minimum GPA 3.5 on International Year One or Undergraduate Transfer Program to qualify for \$15,000 per year</li> <li>Maintain consecutive enrollment at Drew as a full time degree seeking student in an approved undergraduate program</li> <li>Renewable as long as student remains in good academic standing, maintaining a GPA 2.0+</li> <li>Can not be combined with Regional Awards or Scholarships. Higher value of the two scholarship will be awarded.</li> </ul>	\$15,000		<b>\$30,860</b>	
	Direct Entry	The Francis Asbury Scholarship, The Presidential Scholarship, The Dean's Scholarship, and The Drew Scholarship	\$15,000-\$27,000 (\$60,000-\$108,000 total)	Up to 4 years (renewable)	<ul style="list-style-type: none"> <li>No scholarship application required, qualified applicants automatically considered</li> <li>Applicable to full time first year Direct-Entry undergraduate enrollments</li> <li>Based on academic qualifications</li> <li>Minimum GPA 3.0+ upon high school or secondary school completion</li> <li><a href="https://drew.edu/student-financial-services/sfs/financial-aid-scholarships/grants-scholarships/">https://drew.edu/student-financial-services/sfs/financial-aid-scholarships/grants-scholarships/</a></li> </ul>	\$27,000		<b>\$18,860</b>
Baldwin Honors Scholarship		\$2,500 per year (\$10,000 total)	<ul style="list-style-type: none"> <li>Must request consideration for Baldwin Honors Program on university application</li> <li>Applicable to full time first year Direct-Entry undergraduate enrollments</li> <li>Must be awarded Francis Asbury Scholarship</li> <li>Minimum SAT 1300 or ACT 29</li> <li>Renewable as long as student remains in good academic standing, maintaining a GPA 3.5+</li> <li><a href="https://drew.edu/student-financial-services/sfs/financial-aid-scholarships/grants-scholarships/">https://drew.edu/student-financial-services/sfs/financial-aid-scholarships/grants-scholarships/</a></li> </ul>		\$2,500		<b>\$43,360</b>	
Drew Action Scholarship		\$2,500 per year (\$10,000 total)	<ul style="list-style-type: none"> <li>Scholarship application required (see link below)</li> <li>Applicable to full time first year Direct-Entry undergraduate enrollments</li> <li>Two year program with a four year scholarship</li> <li>Accepted students join a cohort committed to community, innovation, and global impact.</li> <li><a href="https://drew.edu/civic-engagement/about-us/drew-action-scholars/">https://drew.edu/civic-engagement/about-us/drew-action-scholars/</a></li> </ul>		\$2,500		<b>\$43,360</b>	
Drew Scholarship in the Arts		\$1,500 per year (\$6,000 total)	<ul style="list-style-type: none"> <li>No scholarship application required, qualified applicants automatically considered</li> <li>Portfolio submission required, or audition by request</li> <li>Can be combined with other merit based awards</li> <li>Applicable to full time Direct-Entry undergraduate enrollments</li> <li>Scholarship recipients are not required to major in an arts field, they are expected to participate in the fine or performing arts throughout their studies</li> <li><a href="https://drew.edu/student-financial-services/sfs/financial-aid-scholarships/grants-scholarships/drew-scholarship-for-the-arts/">https://drew.edu/student-financial-services/sfs/financial-aid-scholarships/grants-scholarships/drew-scholarship-for-the-arts/</a></li> </ul>		\$1,500		<b>\$44,360</b>	
Direct Entry Transfer	Transfer Scholarship	\$15,000-\$23,000 per year (\$30,000-\$46,000 total)	Up to 2 years (renewable)	<ul style="list-style-type: none"> <li>No scholarship application required, qualified applicants automatically considered</li> <li>Applicable to full time Direct-Entry undergraduate transfer student enrollments</li> <li>Based on academic qualifications</li> <li><a href="https://drew.edu/student-financial-services/sfs/financial-aid-scholarships/grants-scholarships/">https://drew.edu/student-financial-services/sfs/financial-aid-scholarships/grants-scholarships/</a></li> </ul>	\$23,000		<b>\$25,860</b>	
Graduate	GPW, IMP	Regional Scholarships - Graduate	\$2,000-\$8,000 per year	One time on the first year/semester	<ul style="list-style-type: none"> <li>Limited availability: first come, first served</li> <li>Applicable to Graduate Pathway or Integrated Masters Program enrollments</li> <li>Personal Statement or Scholarship Interview may be required for some regions</li> <li>Contact your INTO regional staff or Drew representative for more information</li> </ul>	\$34,161	\$8,000	<b>\$28,161</b>

All scholarships are subject to change. Scholarship awards may be lower in value than those published here. Scholarship values presented here are based on achieving the highest award available. Scholarships are subject to limited availability, deadlines and other terms and conditions. Please check with your INTO regional office or refer to your scholarship letter for more details. Student on government scholarships or sponsored by an external entity may not be eligible for some of these scholarships.

<sup>1</sup> Net Tuition is an estimate based on the highest scholarship award applied to the first year of a student's tuition or upon progression.

# HOW TO APPLY


Choose from two easy ways to apply

**1** Apply via your local INTO educational counselor

**2** Apply online  
Complete our online application form:

**INTO Drew Programs:**  
[apply.intostudy.com/drew](https://apply.intostudy.com/drew)

**Direct Entry Programs:**  
[apply.intostudy.com/drew](https://apply.intostudy.com/drew)



We also offer online programs. For more information, contact your INTO Regional Representative or Education Counselor.

## INTO

Through innovative partnerships with leading universities, we expand opportunities for higher education, ensuring success and transforming the lives of our students and staff.

## INTO GIVING

Working across the globe, INTO Giving supports projects that increase access to education and improve the quality of teaching and learning. For more information visit [www.into-giving.com](https://www.into-giving.com)

# DREW

## INTO Drew University

36 Madison Avenue  
Madison, NJ 07940  
USA

T: +1 973 408 4964  
F: +1 973 408 4960  
E: [INTOadmissions@drew.edu](mailto:INTOadmissions@drew.edu)  
[www.intostudy.com/drew](https://www.intostudy.com/drew)

## Find us on:

-  [facebook.com/INTODrew](https://facebook.com/INTODrew)
-  [instagram.com/into\\_drew](https://instagram.com/into_drew)
-  [twitter.com/INTO\\_Drew](https://twitter.com/INTO_Drew)
-  [myinto/INTODrewYouTube](https://myinto/INTODrewYouTube)



## WeChat



## Virtual Campus Tour


Take a campus tour from home with Drew's Virtual Tour at [www.drew.edu/tour](https://www.drew.edu/tour)

## Discover more online

For counselors:  
[partnerportal.intoglobal.com/drew](https://partnerportal.intoglobal.com/drew)

For students:  
[www.intostudy.com/drew](https://www.intostudy.com/drew)

## Connect with us



Education counselor's stamp